



2020
**ANNUAL
REPORT**

411 S. Limestone, Lexington KY 40506
859.257.6234

recycle@uky.edu
@UKYRecycles



2020 ANNUAL REPORT

2020 is definitely one for the history books! In March of 2020, the University shut down due to COVID-19. Although programs and plans changed, UK Recycling was able to adjust and virtual interact with students, staff and faculty.

Despite the complications of 2020, UK Recycling was able to launch new programs, including:

- Coffee Waste Composting
- Pallet Recycling
- Website Expansion

In addition to new programs, UK Recycling launch multiple virtual campaigns on social media to keep campus engaged with waste reduction and recycling!

COVID-19 changed a lot of things, including how campus looked, who worked on campus and operational needs. Throughout the pandemic, UK Waste, Recycling and Trucking continued to provide the same high-quality service throughout campus, including UK Healthcare. UK Recycling continued operations without any interruptions.

**THANK YOU TO ALL OUR STAFF THAT
HELPED KEEP CAMPUS MOVING
FORWARD!**

COVID-19 REPORT



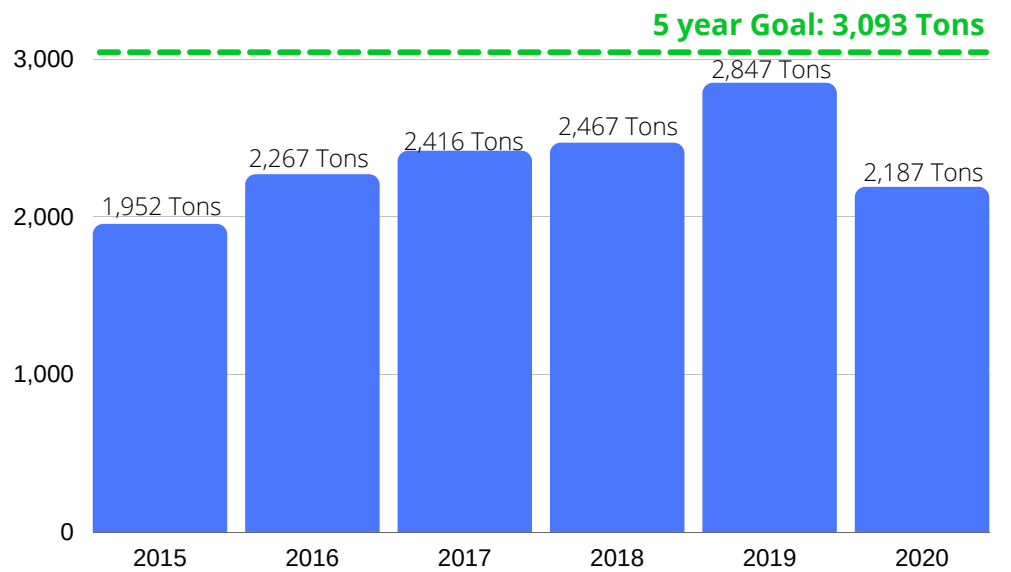
Year in Review

RECYCLING

Recycling at UK includes more than just bottles and cans. UK Recycling accepts other material like scrap metal, light bulbs, and cardboard. Check out UK Recyclings website for a full list of items that can be recycled.



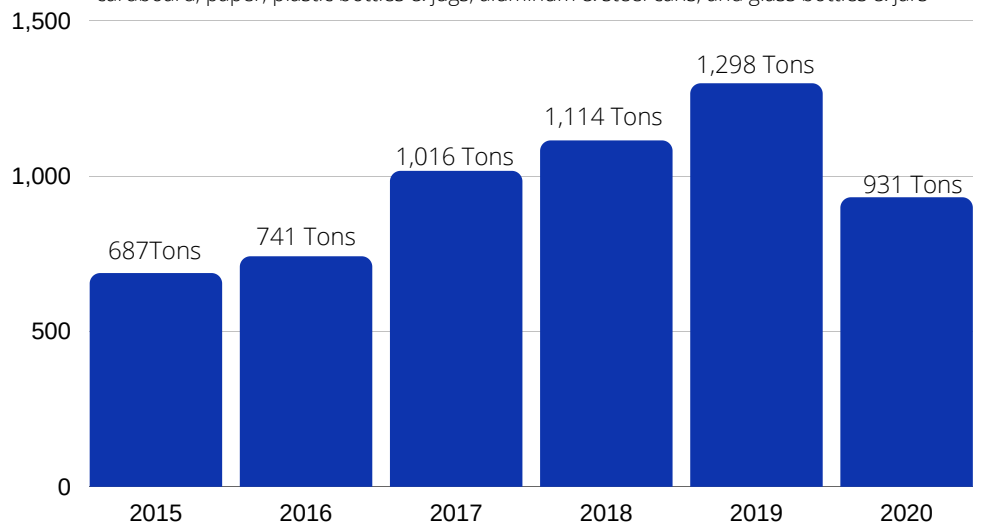
Recycling Goal vs. Actual Weight



Although 2020 saw a **33%** decrease in the overall weight of material recycled, UK Recycling is excited to report a **21% Recycling Rate** for 2020. That is up from a 20% rate in 2019.

All-in-One General Recycling

cardboard, paper, plastic bottles & jugs, aluminum & steel cans, and glass bottles & jars



One of the UK Sustainability Strategic Plan Goals is to increase recycling by 25% by 2022, which includes the All-in-One general recycling program. Prior to 2020, UK Recycling was on track to hit that goal.

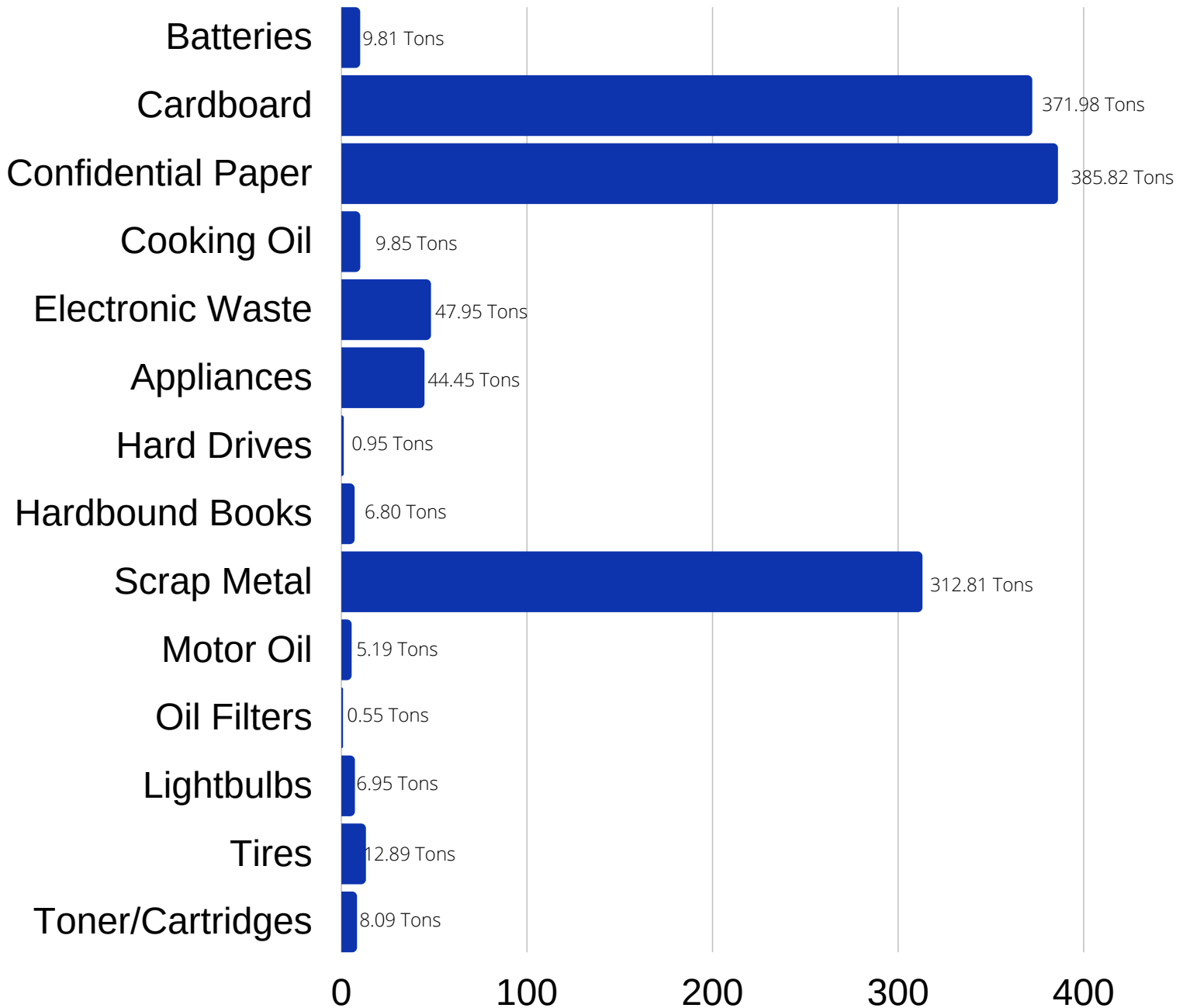
All weights, including landfill material, were reduced in 2020 due to COVID-19. Although recycling tonnage is decreased, the overall percentages have held steady, indicating **campus has maintained positive behavior changes.**

Year in Review

OTHER RECYCLING

In addition to general recycling, UK Recycling has other recycling programs to capture a wider range of materials. Check out the full list of items recycled on UK Recycling's [website](#).

30%
decrease
from 2019

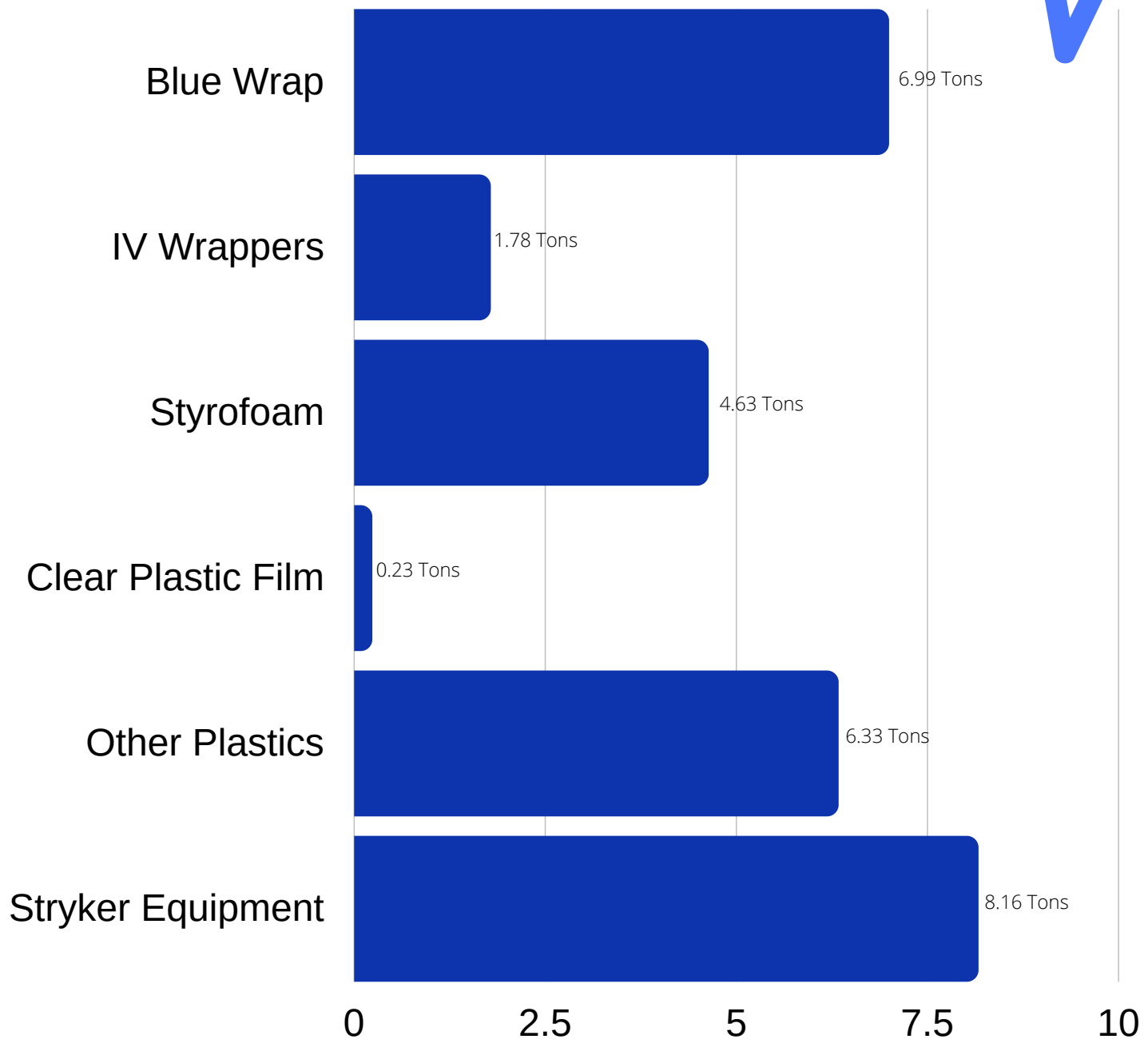


Year in Review

OTHER RECYCLING HEALTHCARE

UK Healthcare works with UK Recycling to increase their recycling efforts!

Check out the full list of items recycled at UKHC on [UK Recyclings website.](#)



Year in Review

AMERICA RECYCLES DAY

Each year, to celebrate America Recycles Day, November 15th, UK Recycling develops a campaign to encourage faculty, staff and students to recycle. The 2020 campaign focused on the amount of cardboard that is thrown away each year at UK.



Since in person events and tabling events were not possible, UK Recycling redesigned outreach and education on campus.

Based on the 2018 Waste Characterization Study, it was determined that over **17 bales or 20,000lbs of cardboard is still sent to the landfill each week on campus.** UK Recycling partnered with Central KY Fiber Resources to bring 17 bales of cardboard to campus - W.T. Young walkway.

For 3 days, students, faculty, staff and the community walked past the display, which included various yard signs that explained the cardboard and encouraged everyone to do their part and recycle. A [website](#), QR Codes and interactive social media campaign was also created with additional ways for campus to get involved.

20,000 lbs of cardboard
is still sent to the landfill **each week** on campus.
That's equal to the weight of 18 thoroughbred horses.

20,000 lbs of cardboard
is still sent to the landfill **each week** on campus.
That's equal to the weight of 87 UK football players.

Year in Review

RECYCLING SPOTLIGHT

COVID-19 was able to shut down most of normal day life, however UK Recycling is proud to have stayed open and operational for all of campus and UKHC.



19,620 lbs

Batteries
Recycled

Battery Recycling

In 2020, UK Recycling continued to collect and recycle all forms and types of batteries. Over **9 tons of batteries** from campus, athletics and healthcare were collected and recycled.

Although the University saw a decrease in over all material generated on campus, battery recycling **increased by 8%**. This improvement is attributed to increased battery containers at UKHC and on campus.

Styrofoam Recycling

9,260 lbs

Styrofoam Coolers
Recycled

In 2020, UK Recycling was also able to **increase styrofoam recycling by 27%** from 2019. A total of 4,552 coolers were captured from campus and UKHC.

In addition to recycling coolers, UK Recycling was able to reuse cooler in partnership with UK Specialty pharmacy. Early in the pandemic, UK Specialty Pharmacy's cooler supplier shut down and was no longer able to provide coolers needed to ship medication. UK Recycling was able to deliver coolers to ensure UK Specialty Pharmacy stayed operation while supplies were not available.



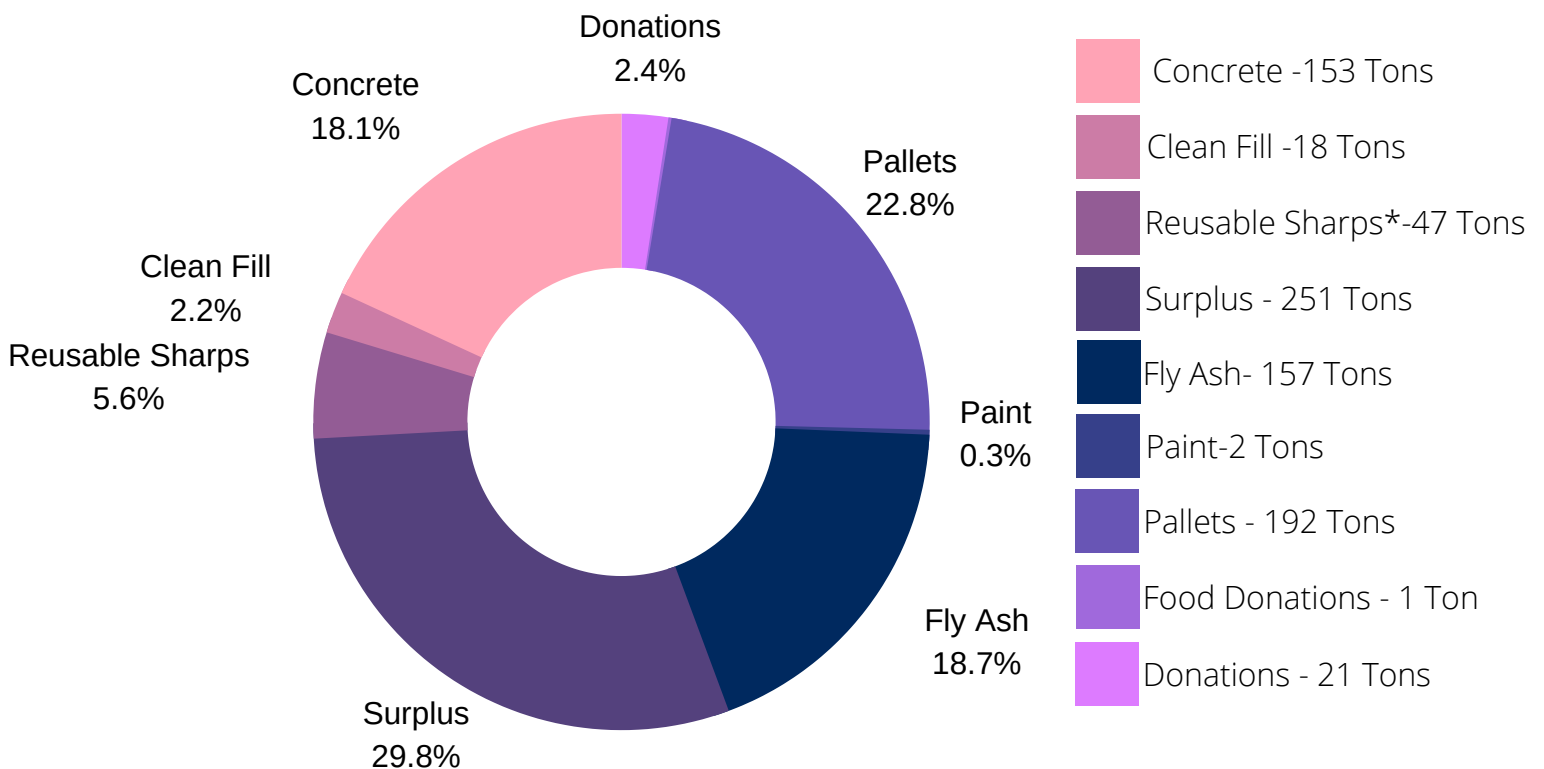
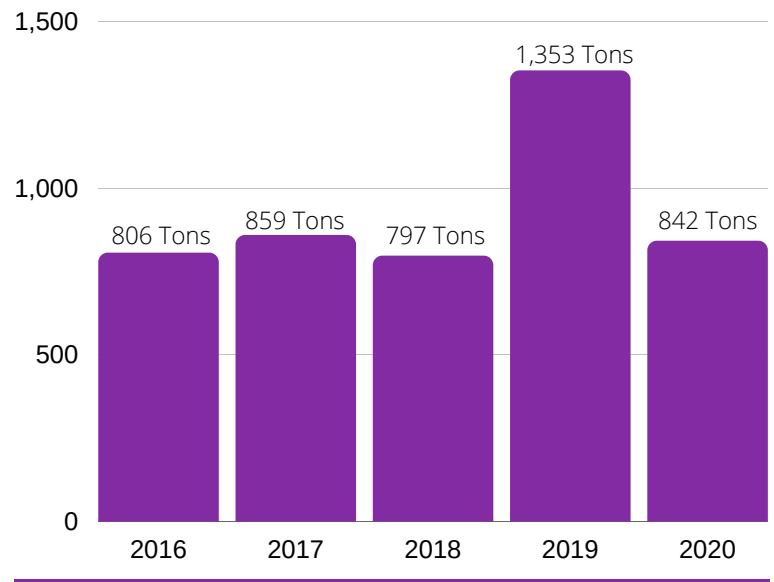
Year in Review

DONATION/REUSE

Although UK Recycling's donation and reuse efforts saw a decrease from 2019 due to COVID-19 and unexpected campus closure, UK is exceptionally proud of the efforts campus made to continue the program.

Partnerships continued to prove valuable in achieving waste reduction. UK Surplus began a new program to track actual weights instead of estimates. Additionally, UK Residences Life and Goodwill partnered with UK Recycling to continue the fall semester Give & Go Move out program, which captured 663lbs. of material

Donation & Reuse



*Items from UKHC that are properly cleaned and reused

Year in Review

SUSTAINABILITY INTERNSHIP RECYCLING INTERN

Fix it Festival



In 2020, Sophie Beavin & Antonio Zizzo worked to create a Fix It Festival. Although this event was scheduled to take place at the Student Center in April 2020, the early closure of campus forced the interns to change it to a virtual event. A website was created as well as a social media campaign.

WEBSITE INFORMATION

SEWING

BUILD YOUR FIX-IT TOOLBOX

Build your own sewing kit
For quick fixes at home and on the go

Start with the basics
Simple tools will get you started

Add some accessories
Create some flare for your sewing kit

Find a container
To hold your sewing kit

Learn how to sew
For simple repairs and fun projects

BICYCLES

BUILD YOUR FIX-IT TOOLBOX

Build a bike repair kit
For quick fixes at home and on the go

Start with the basics
Simple tools to get you started

Lubricate your chain
Avoid expensive replacements

Maintain tire pressure
High tire pressure is best

Find help locally
Use local resources to troubleshoot

COMPOSTING

BUILD YOUR FIX-IT TOOLBOX

Start a home compost
To reduce food waste

Find a container
To hold your compost

What can I put in it?
No cooked food!

Once the container is full
Discard your compost

Resources
To find out more

T-SHIRT BAGS

BUILD YOUR OWN FIX-IT TOOLBOX

Step one: Cut off the collar and sleeves of the t-shirt.

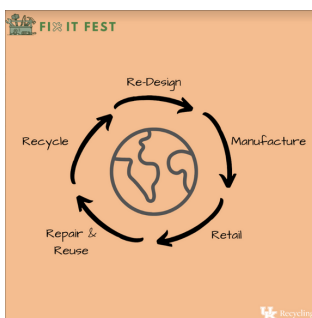
Step two: Cut 3/4-1 inch-wide slits all along the bottom of the shirt.

Step three: Take two strands and tie them together. Be sure to double-knot!

Step four: Repeat until all strands are tied.

You're done! Creating a stylish and sustainable t-shirt bag is that simple, enjoy!

SOCIAL MEDIA



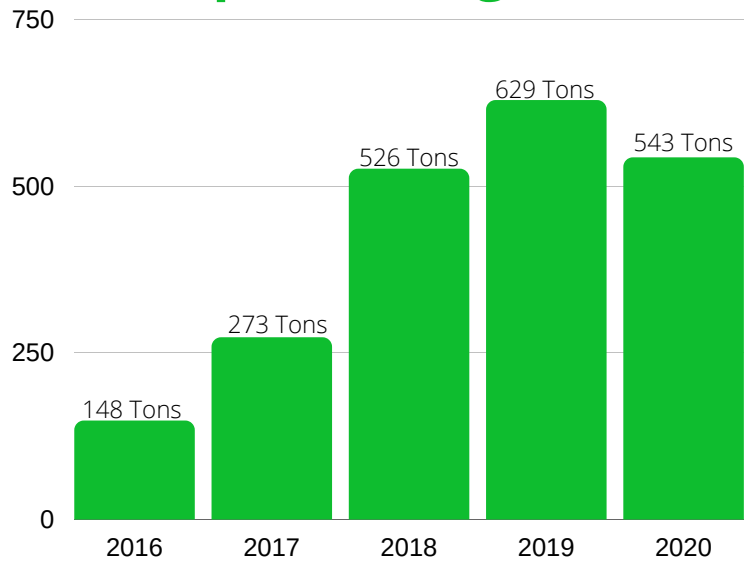
Year in Review

COMPOST/ORGANICS

UK Recycling, in partnership with UK Sustainability, UK Dining, and UK College of Agriculture, Food and the Environment, expanded the food waste compost program to include coffee waste from W.T. Young Starbucks, Student Center Starbucks and Cup of Commonwealth. Over **33 tons of food and coffee waste** was captured on campus.



Compost & Organics



Additionally, UK Grounds continued to collect yard waste - leaves, brush, wood chips, etc. - collection through campus. Additional location for yard waste containers were identified and used to increase capacity and participation.

Organics by the numbers:

105 tons
mulched



PALLETS

213 tons
composted



LEAVES

33 tons
composted



FOOD WASTE

Year in Review

COFFEE WASTE COMPOST EXPANSION

In September of 2020, UK Recycling, in partnership with UK Dining, Cup of Commonwealth and Barnes & Noble Bookstore, expanded the food waste collection program to include coffee waste.



COFFEE WASTE PROGRAM

Place these items in green bucket:

 Coffee Grounds	 Used Coffee Filters	 Espresso Grounds
 Used Napkin or Paper towel	 Wooden Stir Stick	 Tea bags

Place in landfill containers

All other waste should be landfilled, including the following:

 Food Bags	 Food	 Food Wrapper	 Cups
--	---	---	---


859.257.6234


 University of Kentucky Composting Partnership
A partnership between Dining, Recycling and the College of Agriculture, Food and Environment

COFFEE WASTE PROGRAM

Program Details



- 5-gallon buckets provided to capture coffee waste
- Buckets have lids to minimize mess and spills
- Full buckets emptied into larger roll cart in loading dock area

*Starbucks staff responsible for necessary cleaning 5-gallon buckets.

- Full buckets should be emptied into 50 gallon roll cart located in the loading dock area
- Make sure roll cart has a clear bag before emptying buckets
- Roll carts emptied daily (Mon-Fri) by UK Recycling

*UK Recycling is responsible for placing a clear bag in each roll cart.




859.257.6234


 University of Kentucky Composting Partnership
A partnership between Dining, Recycling and the College of Agriculture, Food and Environment

Reusable To-Go Containers


2020 and the COVID-19 pandemic created operation challenges throughout campus. One in particular was the change from reusable plates in dining halls to styrofoam togo containers. In an effort to reduce styrofoam waste, UK Recycling, UK Sustainability and UK Dining partnered to distribute 1,500 reusable togo containers to students.



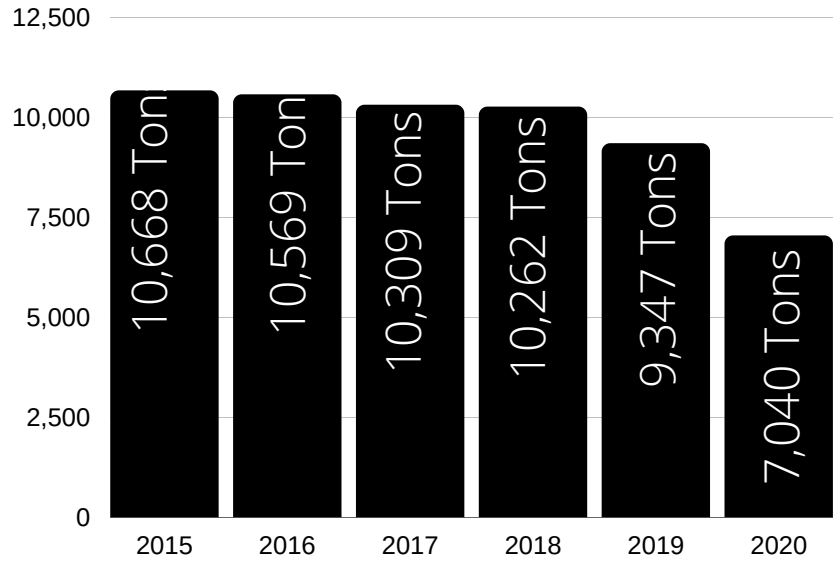
Year in Review

DIVERSION

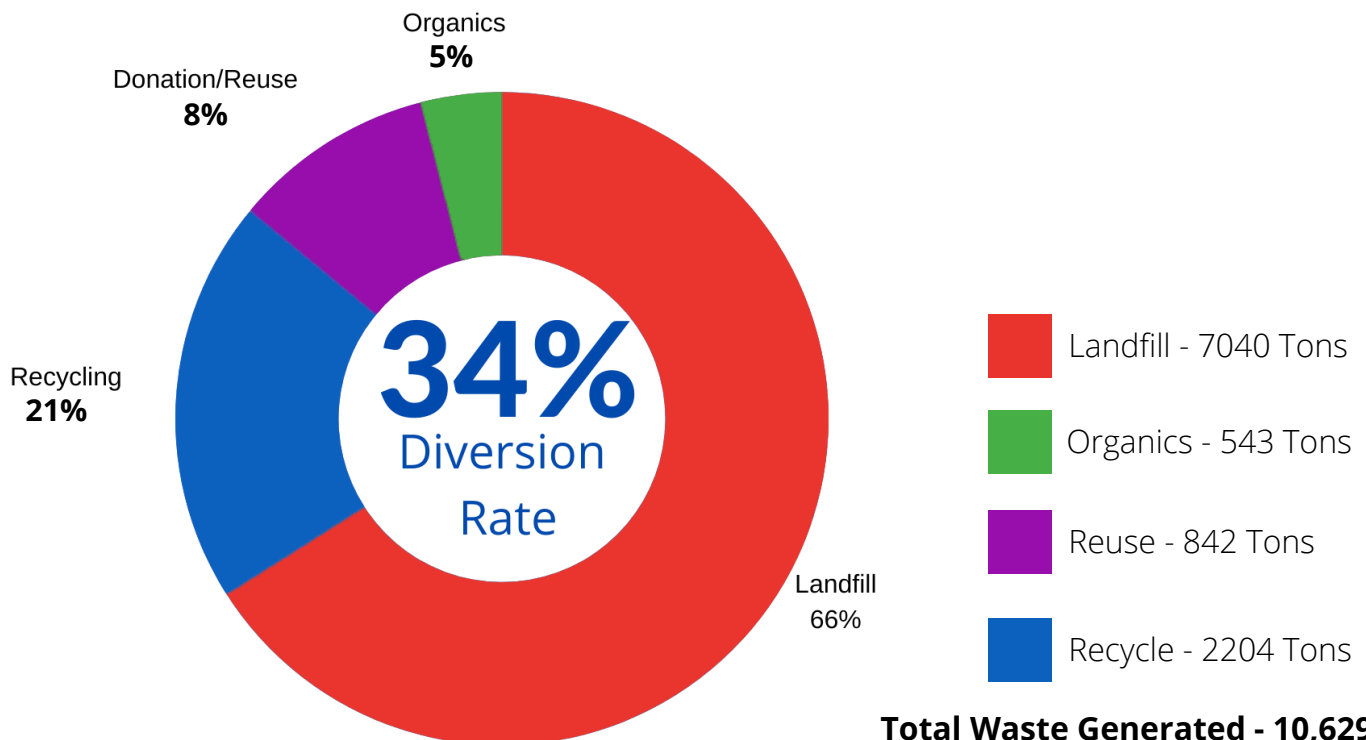
The 2019 diversion rate for UK was 34%. The University was able to maintain that diversion rate for 2020. Given all the unexpected changes to operations and campus closures, holding the diversion rate steady at 34% speaks to continued positive behavior change.



LANDFILL WASTE



TOTAL WASTE



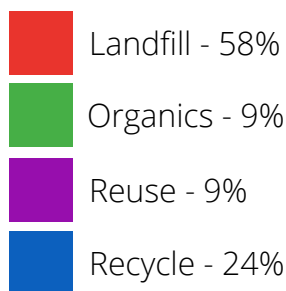
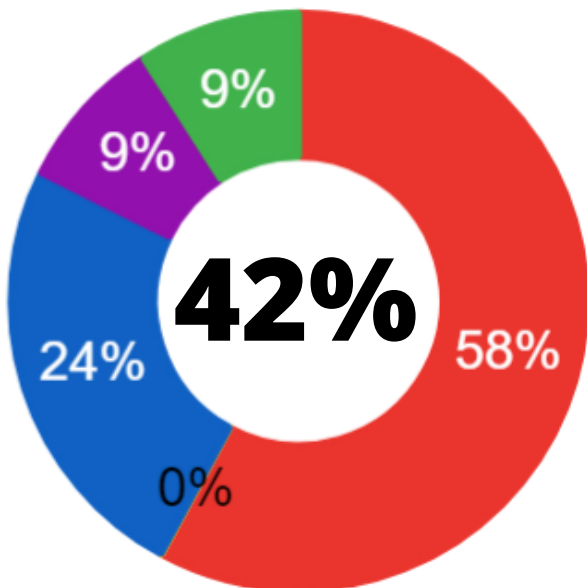
Year in Review

CAMPUS & HEALTHCARE DIVERSION RATE

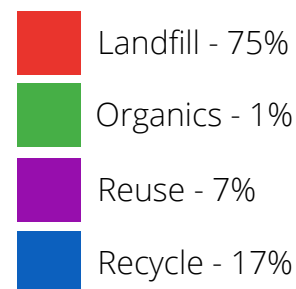
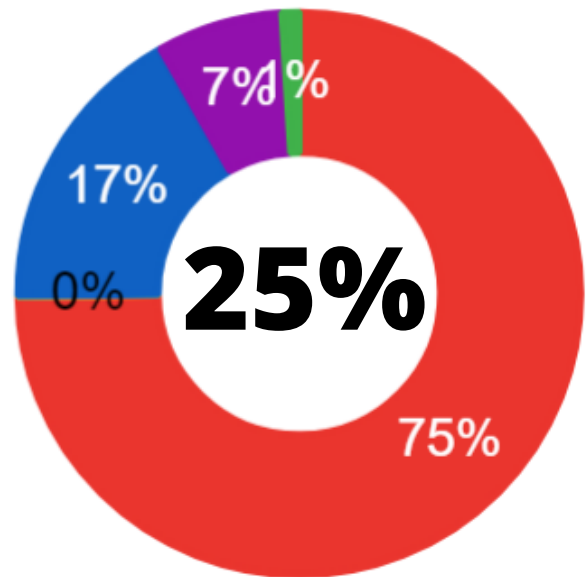
In 2020, three separate diversion rates are reported for the University of Kentucky.

1. A diversion rate for the whole University (academic campus and healthcare).
2. A diversion rate for academic campus
3. A diversion rate for UK Healthcare Network.

CAMPUS DIVERSION RATE



HEALTHCARE DIVERSION RATE



Calculating a diversion rate for both academic campus and UK Healthcare will help identify opportunities for both camps to reach a 50% diversion rate by 2022 and UK Healthcare to establish a diversion rate that is feasible for their operation.

Given the campus diversion rate is 42%, UK Recycling anticipates achieving the Sustainability Strategic Plan goal of reaching 50% diversion by 2022.